

## Sworn Police Salary Table

Include: (x)

x	<b>July 2008</b>	10.20%
	<b>July 2009- COLA</b>	0.00%
x	<b>July 2010- COLA</b>	2.90%
X	<b>July 2010 -retro</b>	4.00%
	<b>July 2011- COLA</b>	0.00%
x	<b>July 2012 COLA</b>	2.00%
x	<b>July 2013-COLA</b>	6.00%
x	<b>July 2014 COLA</b>	4.00%
x	<b>July 2015 COLA</b>	3.00%
x	<b>July 2016 COLA</b>	3.00%
x	<b>July 2017 COLA</b>	1.00%
x	<b>July 2018 COLA</b>	1.00%

**COLA**  
Did not occur in 2009 or 2011

**Salaries reflect payment for a 2080 yearly schedule unless on an FLSA 7k schedule**

	<b>1</b>	<b>2</b>	<b>3</b>	<b>4</b>	<b>5</b>
<b>7</b>	5,103	5,359	5,627	5,908	6,203
<b>7I</b>	5,359	5,627	5,908	6,203	6,514
<b>7A</b>	5,627	5,908	6,203	6,514	6,840
<b>8</b>	5,597	5,877	6,171	6,480	6,802
<b>8A</b>	5,877	6,171	6,480	6,802	7,143
<b>9</b>	6,138	6,445	6,768	7,105	7,461


This salary table is official only if it bears the Director of Budget and Financial Planning signature below.



\_\_\_\_\_  
Director of Budget and Financial Planning



\_\_\_\_\_  
Effective Date:



\_\_\_\_\_  
Human Resources Director

*Salaries reflect payment for a 2080 yearly shcedule unless on an FLSA 7k schedule*

## Sworn Police Detective Salary Table

Include: (x)


x	<b>July 2008</b>	10.20%
	<b>July 2009- COLA</b>	
x	<b>July 2010- COLA</b>	2.90%
x	<b>July 2010 - retro</b>	4.00%
	<b>July 2011 - COLA</b>	0.00%
x	<b>July 2012 - COLA</b>	2.00%
x	<b>July 2013-COLA</b>	6.00%
x	<b>July 2014 COLA</b>	4.00%
x	<b>July 2015 COLA</b>	3.00%
x	<b>July 2016 COLA</b>	3.00%
x	<b>July 2017 COLA</b>	1.00%
x	<b>July 2018 COLA</b>	1.00%

**COLA**  
Did not occur in 2009 or 2011

*Salaries reflect payment for a 2080 yearly schedule unless on an FLSA 7k schedule*

	<b>1</b>	<b>2</b>	<b>3</b>	<b>4</b>	<b>5</b>
<b>7</b>	5,358	5,627	5,908	6,204	6,513
<b>7I</b>	5,627	5,908	6,204	6,513	6,840
<b>7A</b>	5,908	6,204	6,513	6,840	7,182
<b>8</b>	5,877	6,171	6,480	6,804	7,143
<b>8A</b>	6,171	6,480	6,804	7,143	7,500
<b>9</b>	6,445	6,767	7,106	7,461	7,834

This salary table is official only if it bears the Director of Budget and Financial Planning signature below.



\_\_\_\_\_  
Director of Budget and Financial Planning



\_\_\_\_\_  
Effective Date:



\_\_\_\_\_  
Human Resources Director

## Sworn Police Salary Table 2% Spanish Incentive

Include: (x)

x	<b>July 2008</b>	10.20%
	<b>July 2009- COLA</b>	0.00%
x	<b>July 2010- COLA</b>	2.90%
x	<b>July 2010 - retro</b>	4.00%
x	<b>July 2011-COLA</b>	0.00%
x	<b>July 2012-COLA</b>	2.00%
x	<b>July 2013-COLA</b>	6.00%
x	<b>July 2014 COLA</b>	4.00%
x	<b>July 2015 COLA</b>	3.00%
x	<b>July 2016 COLA</b>	3.00%
x	<b>July 2017 COLA</b>	1.00%
x	<b>July 2018 COLA</b>	1.00%

**COLA**  
Did not occur in 2009 or 2011


*Salaries reflect payment for a 2080 yearly schedule unless on an FLSA 7k schedule*

	<b>1</b>	<b>2</b>	<b>3</b>	<b>4</b>	<b>5</b>
<b>7</b>	5,205	5,466	5,740	6,027	6,327
<b>7I</b>	5,466	5,740	6,027	6,327	6,644
<b>7A</b>	5,740	6,027	6,327	6,644	6,977
<b>8</b>	5,709	5,994	6,294	6,609	6,938
<b>8A</b>	5,994	6,294	6,609	6,938	7,285
<b>9</b>	6,261	6,574	6,903	7,247	7,610

This salary table is official only if it bears the Director of Budget and Financial Planning signature below.

  
\_\_\_\_\_  
Director of Budget and Financial Planning

7/1/18  
\_\_\_\_\_  
Effective Date:

  
\_\_\_\_\_  
Human Resources Director

	<b>1</b>	<b>2</b>	<b>3</b>	<b>4</b>	<b>5</b>
<b>7</b>	62,460	65,592	68,880	72,324	75,924
<b>7I</b>	65,592	68,880	72,324	75,924	79,728
<b>7A</b>	68,880	72,324	75,924	79,728	83,724
<b>8</b>	68,508	71,928	75,528	79,308	83,256
<b>8A</b>	71,928	75,528	79,308	83,256	87,420
<b>9</b>	75,132	78,888	82,836	86,964	91,320

**Sworn Police Salary Table  
4% Spanish Incentive**

Include: (x)


x	<b>July 2008</b>	10.20%
	<b>July 2009- COLA</b>	
x	<b>July 2010- COLA</b>	2.90%
x	<b>July 2010 - retro</b>	4.00%
	<b>July 2011-COLA</b>	0.00%
x	<b>July 2012-COLA</b>	2.00%
x	<b>July 2013-COLA</b>	6.00%
x	<b>July 2014 COLA</b>	4.00%
x	<b>July 2015 COLA</b>	3.00%
x	<b>July 2016 COLA</b>	3.00%
x	<b>July 2017 COLA</b>	1.00%
x	<b>July 2018 COLA</b>	1.00%

**COLA  
Did not occur in 2009 or 2011**

**Salaries reflect payment for a 2080 yearly schedule unless on an FLSA 7k schedule**

	<b>1</b>	<b>2</b>	<b>3</b>	<b>4</b>	<b>5</b>
<b>7</b>	5,307	5,573	5,852	6,145	6,451
<b>7I</b>	5,573	5,852	6,145	6,451	6,775
<b>7A</b>	5,852	6,145	6,451	6,775	7,113
<b>8</b>	5,821	6,112	6,418	6,739	7,075
<b>8A</b>	6,112	6,418	6,739	7,075	7,428
<b>9</b>	6,384	6,703	7,039	7,389	7,760


This salary table is official only if it bears the Director of Budget and Financial Planning signature below.



\_\_\_\_\_  
Director of Budget and Financial Planning

7/1/18

\_\_\_\_\_  
Effective Date:



\_\_\_\_\_  
Human Resources Director

## Un-Sworn Police Salary Table

Include: (x)


x	<b>July 2008</b>	6.20%
	<b>July 2009- COLA</b>	
x	<b>July 2010- COLA</b>	2.90%
x	<b>July 2010 - retro</b>	2.00%
	<b>July 2011 - COLA</b>	0.00%
x	<b>July 2012 - COLA</b>	2.00%
x	<b>July 2013-COLA</b>	6.00%
x	<b>July 2014 COLA</b>	4.00%
x	<b>July 2015 COLA</b>	3.00%
x	<b>July 2016 COLA</b>	3.00%
x	<b>July 2017 COLA</b>	1.00%
x	<b>July 2018 COLA</b>	1.00%


**COLA**  
Did not occur in 2009 or 2011

**Salaries reflect payment for a 2080 yearly schedule unless on an FLSA 7k schedule**

	1	2	3	4	5	
<b>5</b>	3,781	3,970	4,169	4,377	4,596	CSO
<b>6</b>	4,961	5,209	5,470	5,743	6,030	Computer Forensic Examiner

This salary table is official only if it bears the Director of Budget and Financial Services signature below.

  
 \_\_\_\_\_  
 Director of Budget and Financial Services

  
 \_\_\_\_\_  
 Effective Date:

  
 \_\_\_\_\_  
 Human Resources Director

## Un-Sworn Police Support Salary Table

Include: (x)

x	<b>July 2008</b>	8.20%
	<b>July 2009- COLA</b>	
x	<b>July 2010- COLA</b>	2.90%
x	<b>July 2010 -retro</b>	4.30%
	<b>July 2011- COLA</b>	0.00%
x	<b>July 2012- COLA</b>	2.00%
x	<b>July 2013-COLA</b>	6.00%
x	<b>July 2014 COLA</b>	4.00%
x	<b>July 2015 COLA</b>	3.00%
x	<b>July 2016 COLA</b>	3.00%
x	<b>July 2017 COLA</b>	1.00%
x	<b>July 2018 COLA</b>	1.00%

**COLA**  
Did not occur in 2009 or 2011

**Salaries reflect payment for a 2080 yearly schedule unless on an FLSA 7k schedule**

	1	2	3	4	5	
<b>1</b>	2,723	2,859	3,002	3,152	3,310	
<b>2</b>	2,986	3,136	3,293	3,457	3,630	Police Receptionist
<b>3</b>	3,275	3,439	3,611	3,791	3,981	
<b>4</b>	3,592	3,772	3,960	4,158	4,366	Police Records
<b>5</b>	3,878	4,033	4,194	4,362	4,537	
<b>6</b>	4,188	4,356	4,530	4,711	4,899	
<b>7</b>	4,522	4,703	4,891	5,087	5,290	Records Supervisor
<b>8</b>	4,884	5,079	5,283	5,494	5,714	

revised 4/20/18


This salary table is official only if it bears the Director of Budget and Financial Planning signature below.



\_\_\_\_\_  
Director of Budget and Financial Planning

7/1/18

\_\_\_\_\_  
Effective Date:



\_\_\_\_\_  
Human Resources Director

Note: Steps are at 4%, Grades 8% increase